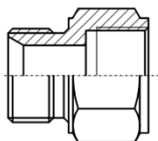


5BM..M..

M-MET-60 x F-MET-N(W)

RECHTE INSCHROEF KOPPELING
ORIFICES DROIT
STRAIGHT STUD CONNECTOR

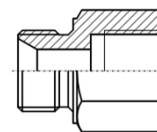


M-MET60	F-MET-N(W)		
M14x1.5	M12x1.5		5BM14M12
M14x1.5	M16x1.5		5BM14M16
M16x1.5	M12x1.5		5BM16M12
M16x1.5	M14x1.5		5BM16M14
M16x1.5	M18x1.5		5BM16M18
M18x1.5	M14x1.5		5BM18M14
M18x1.5	M16x1.5		5BM18M16
M22x1.5	M16x1.5		5BM22M16
M26x1.5	M22x1.5		5BM26M22

5BM..

M-MET-60 x F-BSP-N

RECHTE INSCHROEF KOPPELING
ORIFICES DROIT
STRAIGHT STUD CONNECTOR

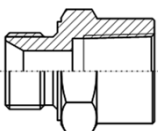


M-MET60	F-BSP-N		
M8x1	1/8"		5BM802
M12x1.5	1/4"		5BM1204
M12x1.5	3/8"		5BM1206
M14x1.5	1/4"		5BM1404
M16x1.5	1/4"		5BM1604
M16x1.5	3/8"		5BM1606
M16x1.5	1/2"		5BM1608
M18x1.5	1/4"		5BM1804
M18x1.5	3/8"		5BM1806
M18x1.5	1/2"		5BM1808
M22x1.5	1/4"		5BM2204
M22x1.5	3/8"		5BM2206
M22x1.5	1/2"		5BM2208
M26x1.5	1/2"		5BM2608

5BM..NPT

M-MET-60 x F-NPT

RECHTE INSCHROEF KOPPELING
ORIFICES DROIT
STRAIGHT STUD CONNECTOR

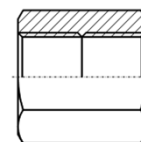


M-MET60	F-NPT		
M14x1.5	1/4"		5BM1404NPT
M16x1.5	1/4"		5BM1604NPT
M18x1.5	3/8"		5BM1806NPT
M20x1.5	1/2"		5BM2008NPT
M26x1.5	3/4"		5BM2612NPT

7B/M..

F-MET-N(W) x F-MET-N(W)

RECHTE INSCHROEF KOPPELING
ORIFICES DROIT
STRAIGHT STUD CONNECTOR



F-MET-N(W)	F-MET-N(W)		
M10x1	1/8"		7B/M1002
M12x1.5	1/4"		7B/M1204
M14x1.5	1/4"		7B/M1404
M16x1.5	3/8"		7B/M1606
M18x1.5	1/2"		7B/M1808
M20x1.5	1/4"		7B/M2004
M22x1.5	3/8"		7B/M2206
M26x1.5	1/2"		7B/M2608
M30x2	3/8"		7B/M3006

DWT M..-CENT

GECENTREERDE DICHTING
JOINT CENTRÉE
SELF CENTERING BONDED SEAL



DWT M5-CENT	DWT M16-CENT	DWT M30-CENT
DWT M6-CENT	DWT M18-CENT	DWT M33-CENT
DWT M8-CENT	DWT M20-CENT	DWT M42-CENT
DWT M10-CENT	DWT M22-CENT	DWT M48-CENT
DWT M12-CENT	DWT M24-CENT	DWT M52-CENT
DWT M14-CENT	DWT M26-CENT	