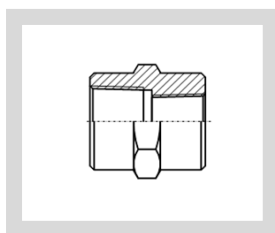




## 24SJ....

**F-NPT x F-NPT**

RECHTE INSCHROEF POORT  
INPLANTATION DROIT  
STRAIGHT PORT CONNECTOR

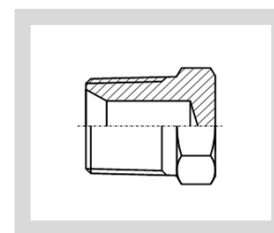


F-NPT	F-NPT		
1/8"	1/8"		24SJ0202
1/8"	1/4"		24SJ0402
1/4"	1/4"		24SJ0404
1/4"	3/8"		24SJ0604
1/4"	1/2"		24SJ0804
3/8"	3/8"		24SJ0606
3/8"	1/2"		24SJ0806
1/2"	1/2"		24SJ0808
1/2"	3/4"		24SJ1208
3/4"	3/4"		24SJ1212
3/4"	1"		24SJ1612
1"	1"		24SJ1616
1.1/4"	1.1/4"		24SJ2020
1.1/2"	1.1/2"		24SJ2424
2"	2"		24SJ3232

## 25SP..

**M-NPT**

STOP  
BOUCHON  
PLUG

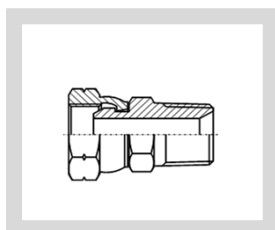


M-NPT		
1/8"		25SP02
1/4"		25SP04
3/8"		25SP06
1/2"		25SP08
5/8"		25SP10
3/4"		25SP12
1"		25SP16
1.1/4"		25SP20
1.1/2"		25SP24
2"		25SP32
2.1/2"		25SP40

## 60SA....

**M-NPT x NPSM**

RECHTE INSCHROEF KOPPELING  
ORIFICES DROIT  
STRAIGHT STUD CONNECTOR

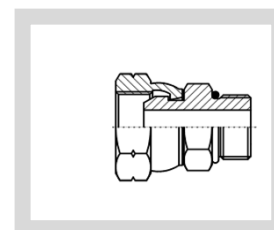


M-NPT	NPSM		
1/8"	1/8"		60SA0202
1/8"	1/4"		60SA0204
1/4"	1/8"		60SA0402
1/4"	1/4"		60SA0404
1/4"	3/8"		60SA0406
3/8"	1/4"		60SA0604
3/8"	3/8"		60SA0606
3/8"	1/2"		60SA0608
1/2"	3/8"		60SA0806
1/2"	1/2"		60SA0808
1/2"	3/4"		60SA0812
3/4"	1/2"		60SA1208
3/4"	3/4"		60SA1212
3/4"	1"		60SA1216
1"	3/4"		60SA1612
1"	1"		60SA1616
1"	1.1/4"		60SA1620
1.1/4"	1"		60SA2016
1.1/4"	1.1/4"		60SA2020
1.1/2"	1.1/2"		60SA2424
2"	2"		60SA3232

## 60SB....

**M-UNF-G x NPSM**

RECHTE INSCHROEF KOPPELING  
ORIFICES DROIT  
STRAIGHT STUD CONNECTOR

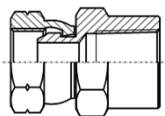


M-UNF-G	NPSM		
7/16"-20	1/4"		60SB0404
9/16"-18	3/8"		60SB0606
9/16"-18	1/2"		60SB0608
3/4"-16	3/8"		60SB0806
3/4"-16	1/2"		60SB0808
3/4"-16	3/4"		60SB0812
7/8"-14	3/8"		60SB1006
7/8"-14	1/2"		60SB1008
1.1/16"-12	3/4"		60SB1212
1.5/16"-12	1"		60SB1616

## 60SG....

### F-NPT x NPSM

RECHTE INSCHROEF POORT  
INPLANTATION DROIT  
STRAIGHT PORT CONNECTOR

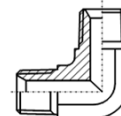


F-NPT	NPSM		
1/8"	1/8"		60SG0202
1/4"	1/4"		60SG0404
1/4"	3/8"		60SG0406
3/8"	3/8"		60SG0606
3/8"	1/2"		60SG0608
1/2"	1/2"		60SG0808
3/4"	3/4"		60SG1212
1"	1"		60SG1616
1.1/4"	1.1/4"		60SG2020
1.1/2"	1.1/2"		60SG2424
2"	2"		60SG3232

## 25UA....

### M-NPT x M-NPT

90° INSCHROEF KOPPELING  
ORIFICES 90°  
90° ELBOW STUD CONNECTOR

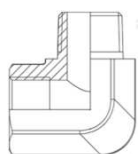


M-NPT	M-NPT		
1/8"	1/8"		25UA0202
1/4"	1/4"		25UA0404
3/8"	1/4"		25UA0604
3/8"	3/8"		25UA0606
1/2"	1/2"		25UA0808
3/4"	3/4"		25UA1212
1"	1"		25UA1616
1.1/4"	1.1/4"		25UA2020
1.1/2"	1.1/2"		25UA2424
2"	2"		25UA3232

## 25UG....

### M-NPT x F-NPT

90° INSCHROEF KOPPELING  
ORIFICES 90°  
90° ELBOW STUD CONNECTOR

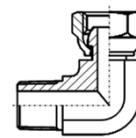


M-NPT	F-NPT		
1/8"	1/8"		25UG0202
1/4"	1/4"		25UG0404
3/8"	3/8"		25UG0606
1/2"	1/2"		25UG0808
3/4"	3/4"		25UG1212
1"	1"		25UG1616

## 60UA....

### M-NPT x NPSM

90° KOPPELING  
ADAPTEUR 90°  
90° ELBOW UNION



M-NPT	NPSM		
1/8"	1/8"		60UA0202
1/4"	1/4"		60UA0404
1/4"	3/8"		60UA0406
3/8"	1/4"		60UA0604
3/8"	3/8"		60UA0606
3/8"	1/2"		60UA0608
1/2"	1/4"		60UA0804
1/2"	3/8"		60UA0806
1/2"	1/2"		60UA0808
1/2"	3/4"		60UA0812
3/4"	1/2"		60UA1208
3/4"	3/4"		60UA1212
3/4"	1"		60UA1216
1"	3/4"		60UA1612
1"	1"		60UA1616
1.1/4"	1.1/4"		60UA2020
1.1/2"	1.1/4"		60UA2420
1.1/2"	1.1/2"		60UA2424
2"	2"		60UA3232





