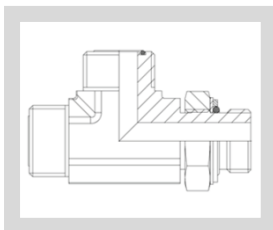




951FSO..BSP

M-ORFS x M-BSP-H x M-ORFS

T-KOPPELING
ADAPTEUR TÉ
TEE UNION

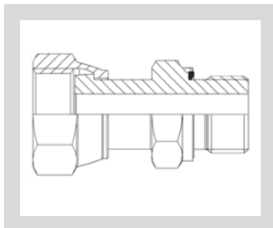




Buis Tube Ø	 M-ORFS	 M-BSP-H		
6 mm	9/16"-18	1/4"		951FSO-0404BSP
10 mm	11/16"-16	3/8"		951FSO-0606BSP
12 mm	13/16"-16	1/2"		951FSO-0808BSP
16 mm	1"-14	1/2"		951FSO-1008BSP
20 mm	1.3/16"-12	3/4"		951FSO-1212BSP
25 mm	1.7/16"-12	1"		951FSO-1616BSP
30 mm	1.11/16"-12	1-1/4"		951FSO-2020BSP
38 mm	2"-12	1-1/2"		951FSO-2424BSP

9030GG-...-

F-ORFS x M-BSP-E

RECHTE INSCHROEF KOPPELING
ORIFICE DROIT
STRAIGHT STUD CONNECTOR

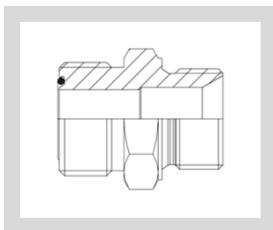


Buis Tube Ø	 F-ORFS	 M-BSP-E		
6 mm	9/16"-18	1/4"		9030GG-04-04
10 mm	11/16"-16	3/8"		9030GG-06-06
12 mm	13/16"-16	1/2"		9030GG-08-08
16 mm	1"-14	1/2"		9030GG-10-08
20 mm	1.3/16"-12	3/4"		9030GG-12-12
25 mm	1.7/16"-12	1"		9030GG-16-16
30 mm	1.11/16"-12	1-1/4"		9030GG-20-20
38 mm	2"-12	1-1/2"		9030GG-24-24

948FS..BSPC

M-ORFS x M-BSP-60

RECHTE INSCHROEF KOPPELING
ORIFICE DROIT
STRAIGHT STUD CONNECTOR

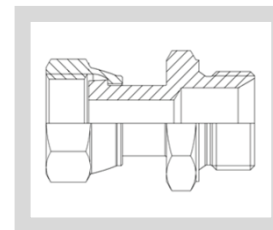


Buis Tube Ø	M-ORFS	M-BSP-60	
6 mm	9/16"-18	1/8"	948FS0402BSPC
6 mm	9/16"-18	1/4"	948FS0404BSPC
6 mm	9/16"-18	3/8"	948FS0406BSPC
10 mm	11/16"-16	1/4"	948FS0604BSPC
10 mm	11/16"-16	3/8"	948FS0606BSPC
10 mm	11/16"-16	1/2"	948FS0608BSPC
12 mm	13/16"-16	3/8"	948FS0806BSPC
12 mm	13/16"-16	1/2"	948FS0808BSPC
16 mm	1"-14	3/8"	948FS1006BSPC
16 mm	1"-14	1/2"	948FS1008BSPC
16 mm	1"-14	3/4"	948FS1012BSPC
20 mm	1.3/16"-12	1/2"	948FS1208BSPC
20 mm	1.3/16"-12	3/4"	948FS1212BSPC
20 mm	1.3/16"-12	1"	948FS1216BSPC
25 mm	1.7/16"-12	3/4"	948FS1612BSPC
25 mm	1.7/16"-12	1"	948FS1616BSPC
25 mm	1.7/16"-12	1.1/4"	948FS1620BSPC
30 mm	1.11/16"-12	1"	948FS2016BSPC
30 mm	1.11/16"-12	1.1/4"	948FS2020BSPC
30 mm	1.11/16"-12	1.1/2"	948FS2024BSPC
38 mm	2"-12	1.1/4"	948FS2420BSPC
38 mm	2"-12	1.1/2"	948FS2424BSPC

9030-..-..

F-ORFS x M-BSP-60

RECHTE INSCHROEF KOPPELING
ORIFICE DROIT
STRAIGHT STUD CONNECTOR

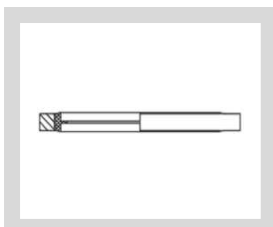


Buis Tube Ø	F-ORFS	M-BSP-60	
6 mm	9/16"-18	1/4"	9030-04-04
6 mm	9/16"-18	3/8"	9030-04-06
10 mm	11/16"-16	1/4"	9030-06-04
10 mm	11/16"-16	3/8"	9030-06-06
10 mm	11/16"-16	1/2"	9030-06-08
12 mm	13/16"-16	3/8"	9030-08-06
12 mm	13/16"-16	1/2"	9030-08-08
16 mm	1"-14	1/2"	9030-10-08
16 mm	1"-14	5/8"	9030-10-10
16 mm	1"-14	3/4"	9030-10-12
20 mm	1.3/16"-12	1/2"	9030-12-08
20 mm	1.3/16"-12	3/4"	9030-12-12
20 mm	1.3/16"-12	1"	9030-12-16
25 mm	1.7/16"-12	3/4"	9030-16-12
25 mm	1.7/16"-12	1"	9030-16-16
25 mm	1.7/16"-12	1.1/4"	9030-16-20
30 mm	1.11/16"-12	1"	9030-20-16
30 mm	1.11/16"-12	1.1/4"	9030-20-20
38 mm	2"-12	1.1/2"	9030-24-24

DWT..-CENT

BSP

GECENTREERDE DICHTING
JOINT CENTRÉ
SELF CENTERING BONDED SEAL



1/8"		DWT1/8-CENT
1/4"		DWT1/4-CENT
3/8"		DWT3/8-CENT
1/2"		DWT1/2-CENT
5/8"		DWT5/8-CENT
3/4"		DWT3/4-CENT
1"		DWT1-CENT
1.1/4"		DWT1.1/4-CENT
1.1/2"		DWT1.1/2-CENT
2"		DWT2-CENT