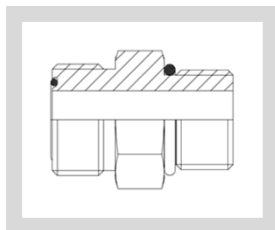


## 948FSO-..M..

### M-ORFS x M-MET-G

RECHTE INSCHROEF KOPPELING  
ORIFICE DROIT  
STRAIGHT STUD CONNECTOR

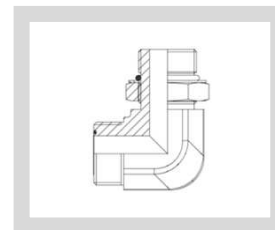


Buis Tube Ø	M-ORFS	M-MET-G	
6 mm	9/16"-18	M12x1,5	948FSO-04M12
10 mm	11/16"-16	M14x1,5	948FSO-06M14
10 mm	11/16"-16	M16x1,5	948FSO-06M16
12 mm	13/16"-16	M16x1,5	948FSO-08M16
12 mm	13/16"-16	M18x1,5	948FSO-08M18
16 mm	1"-14	M18x1,5	948FSO-10M18
16 mm	1"-14	M22x1,5	948FSO-10M22
20 mm	1.3/16"-12	M22x1,5	948FSO-12M22
20 mm	1.3/16"-12	M27x2	948FSO-12M27
25 mm	1.7/16"-12	M27x2	948FSO-16M27
25 mm	1.7/16"-12	M33x2	948FSO-16M33
30 mm	1.11/16"-12	M33x2	948FSO-20M33
30 mm	1.11/16"-12	M42x2	948FSO-20M42
38 mm	2"-12	M42x2	948FSO-24M42
38 mm	2"-12	M48x2	948FSO-24M48

## 949FSO..M..

### M-ORFS x M-MET-H

90° INSCHROEF KOPPELING  
ORIFICE 90°  
90° ELBOW STUD CONNECTOR

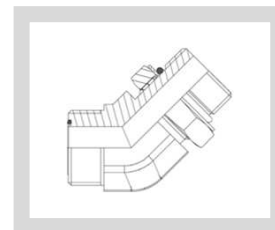


Buis Tube Ø	M-ORFS	M-MET-H	
6 mm	9/16"-18	M12x1,5	949FSO-04M12
10 mm	11/16"-16	M14x1,5	949FSO-06M14
10 mm	11/16"-16	M16x1,5	949FSO-06M16
12 mm	13/16"-16	M16x1,5	949FSO-08M16
12 mm	13/16"-16	M18x1,5	949FSO-08M18
16 mm	1"-14	M18x1,5	949FSO-10M18
16 mm	1"-14	M22x1,5	949FSO-10M22
20 mm	1.3/16"-12	M22x1,5	949FSO-12M22
20 mm	1.3/16"-12	M27x2	949FSO-12M27
25 mm	1.7/16"-12	M33x2	949FSO-16M33
30 mm	1.11/16"-12	M42x2	949FSO-20M42
38 mm	2"-12	M48x2	949FSO-24M48

## 954FSO..M..

### M-ORFS x M-MET-H

45° INSCHROEF KOPPELING  
ORIFICE 45°  
45° ELBOW STUD CONNECTOR

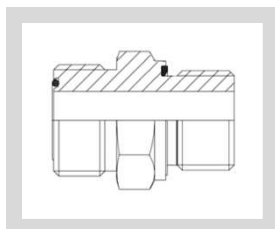


Buis Tube Ø	M-ORFS	M-MET-H	
6 mm	9/16"-18	M12x1,5	954FSO-04M12
10 mm	11/16"-16	M14x1,5	954FSO-06M14
12 mm	13/16"-16	M18x1,5	954FSO-08M18
16 mm	1"-14	M22x1,5	954FSO-10M22
20 mm	1.3/16"-12	M27x2	954FSO-12M27
25 mm	1.7/16"-12	M33x2	954FSO-16M33
30 mm	1.11/16"-12	M42x2	954FSO-20M42
38 mm	2"-12	M48x2	954FSO-24M48

## 948FSGG-..M..

### M-ORFS x M-MET-E

RECHTE INSCHROEF KOPPELING  
ORIFICE DROIT  
STRAIGHT STUD CONNECTOR

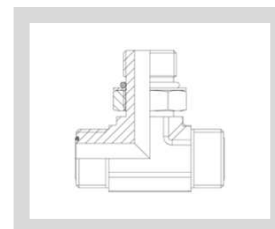


Buis Tube Ø	M-ORFS	M-MET-E	
6 mm	9/16"-18	M12x1,5	949FSO-04M12
10 mm	11/16"-16	M14x1,5	949FSO-06M14
12 mm	13/16"-16	M18x1,5	949FSO-08M18
16 mm	1"-14	M22x1,5	949FSO-10M22
20 mm	1.3/16"-12	M27x2	949FSO-12M27
25 mm	1.7/16"-12	M33x2	949FSO-16M33
30 mm	1.11/16"-12	M42x2	949FSO-20M42
38 mm	2"-12	M48x2	948FSO-24M48

## 945FSO-..M..

### M-ORFS x M-ORFS x M-MET-H

T-KOPPELING  
ADAPTEUR TÉ  
TEE UNION

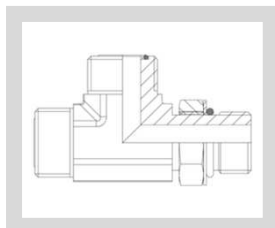




Buis Tube Ø	M-ORFS	M-MET-H	
6 mm	9/16"-18	M12x1,5	945FSO-04M12
10 mm	11/16"-16	M14x1,5	945FSO-06M14
12 mm	13/16"-16	M18x1,5	945FSO-08M18
16 mm	1"-14	M22x1,5	945FSO-10M22
20 mm	1.3/16"-12	M27x2	945FSO-12M27
25 mm	1.7/16"-12	M33x2	945FSO-16M33
30 mm	1.11/16"-12	M42x2	945FSO-20M42
38 mm	2"-12	M48x2	945FSO-24M48

## 951FSO-..M..

**M-ORFS x M-MET-H x M-ORFS**

T-KOPPELING  
ADAPTEUR TÉ  
TEE UNION

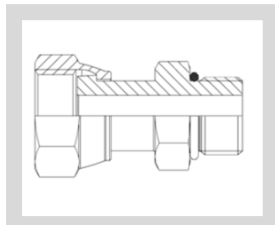




Buis Tube Ø	 M-ORFS	 M-MET-H		
6 mm	9/16"-18	M12x1,5		<b>951FSO-04M12</b>
10 mm	11/16"-16	M14x1,5		<b>951FSO-06M14</b>
12 mm	13/16"-16	M18x1,5		<b>951FSO-08M18</b>
16 mm	1"-14	M22x1,5		<b>951FSO-10M22</b>
20 mm	1.3/16"-12	M27x2		<b>951FSO-12M27</b>
25 mm	1.7/16"-12	M33x2		<b>951FSO-16M33</b>
30 mm	1.11/16"-12	M42x2		<b>951FSO-20M42</b>
38 mm	2"-12	M48x2		<b>951FSO-24M48</b>

## 9030-..M..

**F-ORFS x M-MET-G**

RECHTE INSCHROEF KOPPELING  
ORIFICES DROIT  
STRAIGHT STUD CONNECTOR



Buis Tube Ø	 F-ORFS	 M-MET-G		
6 mm	9/16"-18	M12x1,5		<b>9030-04M12</b>
10 mm	11/16"-16	M14x1,5		<b>9030-06M14</b>
12 mm	13/16"-16	M18x1,5		<b>9030-08M18</b>
16 mm	1"-14	M22x1,5		<b>9030-10M22</b>
20 mm	1.3/16"-12	M27x2		<b>9030-12M27</b>
25 mm	1.7/16"-12	M33x2		<b>9030-16M33</b>
30 mm	1.11/16"-12	M42x2		<b>9030-20M42</b>
38 mm	2"-12	M48x2		<b>9030-24M48</b>