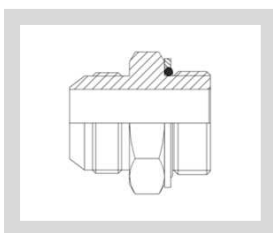


## 848FSO-..BSP

**M-JIC x M-BSP-G**

RECHTE INSCHROEF KOPPELING  
ORIFICE DROIT  
STRAIGHT STUD CONNECTOR

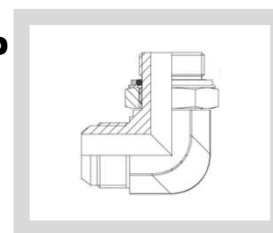


Buis Tube Ø	M-JIC	M-BSP-G	
6 mm	7/16"-20	1/8"	848FSO-0402BSP
6 mm	7/16"-20	1/4"	848FSO-0404BSP
8 mm	1/2"-20	1/8"	848FSO-0502BSP
8 mm	1/2"-20	1/4"	848FSO-0504BSP
10 mm	9/16"-18	1/4"	848FSO-0604BSP
10 mm	9/16"-18	3/8"	848FSO-0606BSP
10 mm	9/16"-18	1/2"	848FSO-0608BSP
12 mm	3/4"-16	1/4"	848FSO-0804BSP
12 mm	3/4"-16	3/8"	848FSO-0806BSP
12 mm	3/4"-16	1/2"	848FSO-0808BSP
16 mm	7/8"-14	3/8"	848FSO-1006BSP
16 mm	7/8"-14	1/2"	848FSO-1008BSP
16 mm	7/8"-14	3/4"	848FSO-1012BSP
20 mm	1.1/16"-12	1/2"	848FSO-1208BSP
20 mm	1.1/16"-12	3/4"	848FSO-1212BSP
20 mm	1.1/16"-12	1"	848FSO-1216BSP
25 mm	1.5/16"-12	3/4"	848FSO-1612BSP
25 mm	1.5/16"-12	1"	848FSO-1616BSP
25 mm	1.5/16"-12	1.1/4"	848FSO-1620BSP
32 mm	1.5/8"-12	1"	848FSO-2016BSP
32 mm	1.5/8"-12	1.1/4"	848FSO-2020BSP
32 mm	1.5/8"-12	1.1/2"	848FSO-2024BSP
38 mm	1.7/8"-12	1.1/4"	848FSO-2420BSP
38 mm	1.7/8"-12	1.1/2"	848FSO-2424BSP

## 849FSO-..BSP

**M-JIC x M-BSP-H**

90° INSCHROEF KOPPELING  
ORIFICE 90°  
90° ELBOW STUD CONNECTOR

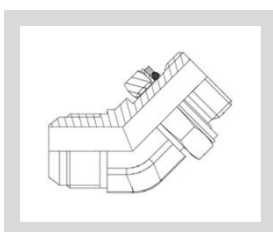


Buis Tube Ø	M-JIC	M-BSP-H	
6 mm	7/16"-20	1/8"	849FSO-0402BSP
6 mm	7/16"-20	1/4"	849FSO-0404BSP
8 mm	1/2"-20	1/8"	849FSO-0502BSP
8 mm	1/2"-20	1/4"	849FSO-0504BSP
10 mm	9/16"-18	1/4"	849FSO-0604BSP
10 mm	9/16"-18	3/8"	849FSO-0606BSP
10 mm	9/16"-18	1/2"	849FSO-0608BSP
12 mm	3/4"-16	1/4"	849FSO-0804BSP
12 mm	3/4"-16	3/8"	849FSO-0806BSP
12 mm	3/4"-16	1/2"	849FSO-0808BSP
16 mm	7/8"-14	3/8"	849FSO-1006BSP
16 mm	7/8"-14	1/2"	849FSO-1008BSP
16 mm	7/8"-14	3/4"	849FSO-1012BSP
20 mm	1.1/16"-12	1/2"	849FSO-1208BSP
20 mm	1.1/16"-12	3/4"	849FSO-1212BSP
20 mm	1.1/16"-12	1"	849FSO-1216BSP
25 mm	1.5/16"-12	3/4"	849FSO-1612BSP
25 mm	1.5/16"-12	1"	849FSO-1616BSP
25 mm	1.5/16"-12	1.1/4"	849FSO-1620BSP
32 mm	1.5/8"-12	1"	849FSO-2016BSP
32 mm	1.5/8"-12	1.1/4"	849FSO-2020BSP
38 mm	1.7/8"-12	1.1/4"	849FSO-2420BSP
38 mm	1.7/8"-12	1.1/2"	849FSO-2424BSP

## 854FSO-..BSP

**M-JIC x M-BSP-H**

45° INSCHROEF KOPPELING  
ORIFICE 45°  
45° ELBOW STUD CONNECTOR

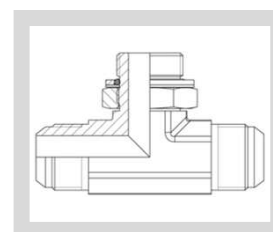


Buis Tube Ø	M-JIC	M-BSP-H	
6 mm	7/16"-20	1/8"	854FSO-0402BSP
8 mm	1/2"-20	1/4"	854FSO-0504BSP
10 mm	9/16"-18	1/4"	854FSO-0604BSP
12 mm	3/4"-16	3/8"	854FSO-0806BSP
16 mm	7/8"-14	1/2"	854FSO-1008BSP
20 mm	1.1/16"-12	3/4"	854FSO-1212BSP
25 mm	1.5/16"-12	1"	854FSO-1616BSP
32 mm	1.5/8"-12	1.1/4"	854FSO-2020BSP
38 mm	1.7/8"-12	1.1/2"	854FSO-2424BSP

## 845FSO-..BSP

**M-JIC x M-JIC x M-BSP-H**

T-KOPPELING  
ADAPTEUR TEE  
TEE UNION

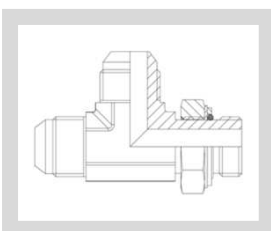




Buis Tube Ø	M-JIC	M-BSP-H	
6 mm	7/16"-20	1/8"	845FSO-0402BSP
8 mm	1/2"-20	1/4"	845FSO-0504BSP
10 mm	9/16"-18	1/4"	845FSO-0604BSP
12 mm	3/4"-16	3/8"	845FSO-0806BSP
16 mm	7/8"-14	1/2"	845FSO-1008BSP
20 mm	1.1/16"-12	3/4"	845FSO-1212BSP
25 mm	1.5/16"-12	1"	845FSO-1616BSP
32 mm	1.5/8"-12	1.1/4"	845FSO-2020BSP
38 mm	1.7/8"-12	1.1/2"	845FSO-2424BSP

## 851FSO..BSP

M-JIC x M-BSP-H x M-JIC

T-KOPPELING  
ADAPTEUR TÉ  
TEE UNION

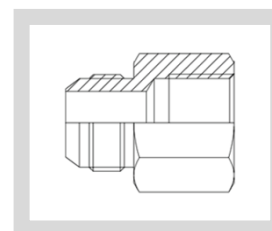




Buis Tube Ø	 M-JIC	 M-BSP-H		
6 mm	7/16"-20	1/8"		<b>851FSO-0402BSP</b>
8 mm	1/2"-20	1/4"		<b>851FSO-0504BSP</b>
10 mm	9/16"-18	1/4"		<b>851FSO-0604BSP</b>
12 mm	3/4"-16	3/8"		<b>851FSO-0806BSP</b>
16 mm	7/8"-14	1/2"		<b>851FSO-1008BSP</b>
20 mm	1.1/16"-12	3/4"		<b>851FSO-1212BSP</b>
25 mm	1.5/16"-12	1"		<b>851FSO-1616BSP</b>
32 mm	1.5/8"-12	1.1/4"		<b>851FSO-2020BSP</b>
38 mm	1.7/8"-12	1.1/2"		<b>851FSO-2424BSP</b>

## 846FS..BSP

M-JIC x F-BSP-N

RECHTE INSCHROEF POORT  
IMPLANTATION DROIT  
STRAIGHT PORT CONNECTOR

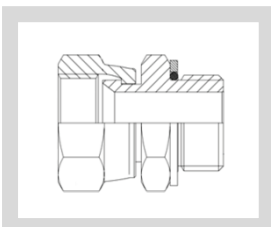




Buis Tube Ø	 M-JIC	 F-BSP-N		
6 mm	7/16"-20	1/8"		<b>846FS0402BSP</b>
8 mm	1/2"-20	1/4"		<b>846FS0504BSP</b>
10 mm	9/16"-18	1/4"		<b>846FS0604BSP</b>
12 mm	3/4"-16	3/8"		<b>846FS0806BSP</b>
16 mm	7/8"-14	1/2"		<b>846FS1008BSP</b>
20 mm	1.1/16"-12	3/4"		<b>846FS1212BSP</b>
25 mm	1.5/16"-12	1"		<b>846FS1616BSP</b>
32 mm	1.5/8"-12	1.1/4"		<b>846FS2020BSP</b>
38 mm	1.7/8"-12	1.1/2"		<b>846FS2424BSP</b>
50 mm	2.1/2"-12	2"		<b>846FS3232BSP</b>

## 6030--...--

F-JIC x M-BSP-G

RECHTE INSCHROEF KOPPELING  
ORIFICE DROIT  
STRAIGHT STUD CONNECTOR

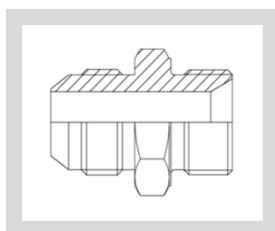




Buis Tube Ø	 F-JIC	 M-BSP-G		
6 mm	7/16"-20	1/8"		<b>6030-04-02</b>
6 mm	7/16"-20	1/4"		<b>6030-04-04</b>
8 mm	1/2"-20	1/8"		<b>6030-05-02</b>
8 mm	1/2"-20	1/4"		<b>6030-05-04</b>
10 mm	9/16"-18	1/4"		<b>6030-06-04</b>
10 mm	9/16"-18	3/8"		<b>6030-06-06</b>
10 mm	9/16"-18	1/2"		<b>6030-06-08</b>
12 mm	3/4"-16	1/4"		<b>6030-08-04</b>
12 mm	3/4"-16	3/8"		<b>6030-08-06</b>
12 mm	3/4"-16	1/2"		<b>6030-08-08</b>
16 mm	7/8"-14	3/8"		<b>6030-10-06</b>
16 mm	7/8"-14	1/2"		<b>6030-10-08</b>
16 mm	7/8"-14	3/4"		<b>6030-10-12</b>
20 mm	1.1/16"-12	1/2"		<b>6030-12-08</b>
20 mm	1.1/16"-12	3/4"		<b>6030-12-12</b>
20 mm	1.1/16"-12	1"		<b>6030-12-16</b>
25 mm	1.5/16"-12	3/4"		<b>6030-16-12</b>
25 mm	1.5/16"-12	1"		<b>6030-16-16</b>
25 mm	1.5/16"-12	1.1/4"		<b>6030-16-20</b>
32 mm	1.5/8"-12	1"		<b>6030-20-16</b>
32 mm	1.5/8"-12	1.1/4"		<b>6030-20-20</b>
38 mm	1.7/8"-12	1.1/4"		<b>6030-24-20</b>
38 mm	1.7/8"-12	1.1/2"		<b>6030-24-24</b>

## 848FS..BSPC

**M-JIC x M-BSP-60**

RECHTE KOPPELING  
ORIFICE DROIT  
STRAIGHT CONNECTOR

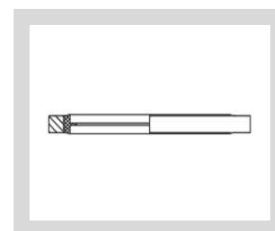


Buis Tube Ø	 M-JIC	 M-BSP-60		
6 mm	7/16"-20	1/8"		848FS0402BSPC
6 mm	7/16"-20	1/4"		848FS0404BSPC
8 mm	1/2"-20	1/8"		848FS0502BSPC
8 mm	1/2"-20	1/4"		848FS0504BSPC
10 mm	9/16"-18	1/4"		848FS0604BSPC
10 mm	9/16"-18	3/8"		848FS0606BSPC
10 mm	9/16"-18	1/2"		848FS0608BSPC
12 mm	3/4"-16	1/4"		848FS0804BSPC
12 mm	3/4"-16	3/8"		848FS0806BSPC
12 mm	3/4"-16	1/2"		848FS0808BSPC
16 mm	7/8"-14	3/8"		848FS1006BSPC
16 mm	7/8"-14	1/2"		848FS1008BSPC
16 mm	7/8"-14	3/4"		848FS1012BSPC
20 mm	1.1/16"-12	1/2"		848FS1208BSPC
20 mm	1.1/16"-12	3/4"		848FS1212BSPC
20 mm	1.1/16"-12	1"		848FS1216BSPC
25 mm	1.5/16"-12	3/4"		848FS1612BSPC
25 mm	1.5/16"-12	1"		848FS1616BSPC
25 mm	1.5/16"-12	1.1/4"		848FS1620BSPC
32 mm	1.5/8"-12	1"		848FS2016BSPC
32 mm	1.5/8"-12	1.1/4"		848FS2020BSPC
32 mm	1.5/8"-12	1.1/2"		848FS2024BSPC
38 mm	1.7/8"-12	1.1/4"		848FS2420BSPC
38 mm	1.7/8"-12	1.1/2"		848FS2424BSPC
38 mm	1.7/8"-12	2"		848FS2432BSPC
50 mm	2.1/2"-12	1.1/2"		848FS3224BSPC
50 mm	2.1/2"-12	2"		848FS3232BSPC

## DWT..-CENT

**BSP**

GECENTREERDE DICHTING  
JOINT CENTRÉ  
SELF CENTERING BONDED SEAL

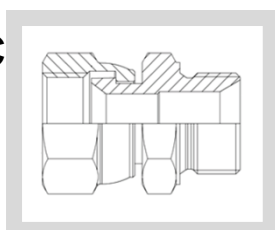




1/8"		DWT1/8-CENT
1/4"		DWT1/4-CENT
3/8"		DWT3/8-CENT
1/2"		DWT1/2-CENT
5/8"		DWT5/8-CENT
3/4"		DWT3/4-CENT
1"		DWT1-CENT
1.1/4"		DWT1.1/4-CENT
1.1/2"		DWT1.1/2-CENT
2"		DWT2-CENT

## 6030-..-..BSPC

**F-JIC x M-BSP-60**

RECHTE KOPPELING  
ORIFICE DROIT  
STRAIGHT CONNECTOR



Buis Tube Ø	 F-JIC	 M-BSP-60		
6 mm	7/16"-20	1/8"		6030-04-02BSPC
6 mm	7/16"-20	1/4"		6030-04-04BSPC
8 mm	1/2"-20	1/4"		6030-05-04BSPC
10 mm	9/16"-18	1/4"		6030-06-04BSPC
10 mm	9/16"-18	3/8"		6030-06-06BSPC
12 mm	3/4"-16	3/8"		6030-08-06BSPC
12 mm	3/4"-16	1/2"		6030-08-08BSPC
16 mm	7/8"-14	1/2"		6030-10-08BSPC
20 mm	1.1/16"-12	3/4"		6030-12-12BSPC
25 mm	1.5/16"-12	1"		6030-16-16BSPC
32 mm	1.5/8"-12	1.1/4"		6030-20-20BSPC
38 mm	1.7/8"-12	1.1/2"		6030-24-24BSPC