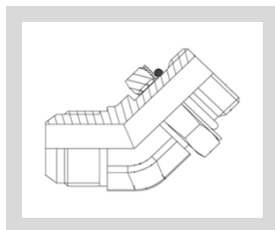






## 854FSO-..M..

### M-JIC x M-MET-H

45° INSCHROEF KOPPELING  
ORIFICE 45°  
45° ELBOW STUD CONNECTOR

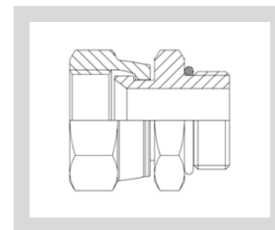




Buis Tube Ø	 M-JIC	 M-MET-H		
6 mm	7/16"-20	M10x1		<b>854FSO-04M10</b>
8 mm	1/2"-20	M12x1,5		<b>854FSO-05M12</b>
10 mm	9/16"-18	M14x1,5		<b>854FSO-06M14</b>
12 mm	3/4"-16	M16x1,5		<b>854FSO-08M16</b>
16 mm	7/8"-14	M22x1,5		<b>854FSO-10M22</b>
20 mm	1.1/16"-12	M27x2		<b>854FSO-12M27</b>
25 mm	1.5/16"-12	M33x2		<b>854FSO-16M33</b>

## 6030-..M..

### F-JIC x M-MET-G

RECHTE INSCHROEF KOPPELING  
ORIFICE DROIT  
STRAIGHT STUD CONNECTOR

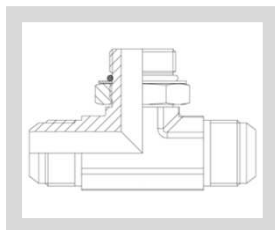




Buis Tube Ø	 M-JIC	 M-MET-G		
6 mm	7/16"-20	M10x1		<b>6030-04M10</b>
8 mm	1/2"-20	M12x1,5		<b>6030-05M12</b>
10 mm	9/16"-18	M14x1,5		<b>6030-06M14</b>
12 mm	3/4"-16	M16x1,5		<b>6030-08M16</b>
16 mm	7/8"-14	M22x1,5		<b>6030-10M22</b>
20 mm	1.1/16"-12	M27x2		<b>6030-12M27</b>
25 mm	1.5/16"-12	M33x2		<b>6030-16M33</b>
32 mm	1.5/8"-12	M42x2		<b>6030-20M42</b>
38 mm	1.7/8"-12	M48x2		<b>6030-24M48</b>

## 845FSO-..M..

### M-JIC x M-JIC x M-MET-H

T-KOPPELING  
ADAPTEUR TÉ  
TEE UNION

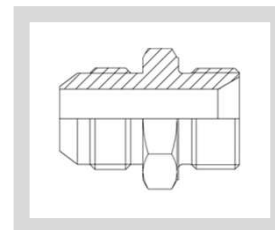




Buis Tube Ø	 M-JIC	 M-MET-H		
6 mm	7/16"-20	M10x1		<b>845FSO-04M10</b>
8 mm	1/2"-20	M12x1,5		<b>845FSO-05M12</b>
10 mm	9/16"-18	M14x1,5		<b>845FSO-06M14</b>
12 mm	3/4"-16	M16x1,5		<b>845FSO-08M16</b>
16 mm	7/8"-14	M22x1,5		<b>845FSO-10M22</b>
20 mm	1.1/16"-12	M27x2		<b>845FSO-12M27</b>

## 848FS-..M..

### M-JIC x M-MET-60

RECHTE INSCHROEF KOPPELING  
ORIFICE DROIT  
STRAIGHT STUD CONNECTOR

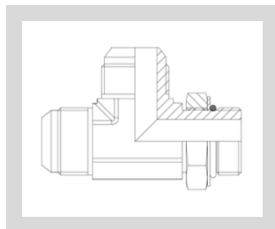




Buis Tube Ø	 M-JIC	 M-MET-60		
6 mm	7/16"-20	M10x1		<b>848FS04M10</b>
10 mm	9/16"-18	M10x1		<b>848FS06M10</b>
10 mm	9/16"-18	M14x1,5		<b>848FS06M14</b>
10 mm	9/16"-18	M16x1,5		<b>848FS06M16</b>
10 mm	9/16"-18	M18x1,5		<b>848FS06M18</b>
12 mm	3/4"-16	M16x1,5		<b>848FS08M16</b>
12 mm	3/4"-16	M18x1,5		<b>848FS08M18</b>
16 mm	7/8"-14	M22x1,5		<b>848FS10M22</b>

## 851FSO-..M..

### M-JIC x M-MET-H x M-JIC

T-KOPPELING  
ADAPTEUR TÉ  
TEE UNION

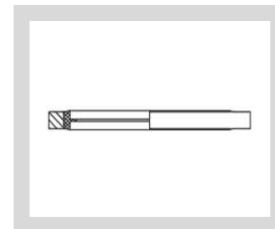


Buis Tube Ø	 M-JIC	 M-MET-H		
6 mm	7/16"-20	M10x1		<b>851FSO-04M10</b>
8 mm	1/2"-20	M12x1,5		<b>851FSO-05M12</b>
10 mm	9/16"-18	M14x1,5		<b>851FSO-06M14</b>
12 mm	3/4"-16	M16x1,5		<b>851FSO-08M16</b>
16 mm	7/8"-14	M22x1,5		<b>851FSO-10M22</b>
20 mm	1.1/16"-12	M27x2		<b>851FSO-12M27</b>

## DWT M..-CENT

### METRISCH / MÉTRIQUE / METRIC

GECENTREERDE DICHTING  
JOINT CENTRÉ  
SELF CENTERING BONDED SEAL



M8		<b>DWT M8-CENT</b>
M10		<b>DWT M10-CENT</b>
M12		<b>DWT M12-CENT</b>
M14		<b>DWT M14-CENT</b>
M16		<b>DWT M16-CENT</b>
M18		<b>DWT M18-CENT</b>
M20		<b>DWT M20-CENT</b>
M22		<b>DWT M22-CENT</b>
M26		<b>DWT M26-CENT</b>
M33		<b>DWT M33-CENT</b>