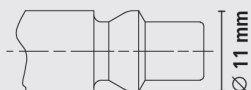


# SERIE 22

## ORION NW5.5



### B22C-..MU

KOP.ENKEL SLUITEND, BUITENDR.  
RACC.SIMPLE ARRÊT, FIL. MÂLE  
COUP.SINGLE SHUT-OFF, MALE TH.



	D	SW	
G 1/4"	27 mm	22 mm	<b>B22C-04MU</b>
G 3/8"	27 mm	22 mm	<b>B22C-06MU</b>
G 1/2"	27 mm	24 mm	<b>B22C-08MU</b>

### B22C-..RP

KOP.ENKEL SLUITEND, BINNENDR.  
RACC.SIMPLE ARRÊT, FIL. FEM.  
COUP.SINGLE SHUT-OFF, FEMALE



	D	SW	
G 1/4"	27 mm	22 mm	<b>B22C-04RP</b>
G 3/8"	27 mm	22 mm	<b>B22C-06RP</b>
G 1/2"	27 mm	24 mm	<b>B22C-08RP</b>

### B22C-H..

KOPP.ENKEL SLUITEND, SLANGT.  
RACC. SIMPLE ARRÊT À EMBOUT  
COUP.SINGLE SHUT-OFF, HOSE B.



	D	
Ø 6 mm	27 mm	<b>B22C-H6</b>
Ø 8 mm	27 mm	<b>B22C-H8</b>
Ø 9 mm	27 mm	<b>B22C-H9</b>
Ø 10 mm	27 mm	<b>B22C-H10</b>

### 22N-..MT

NIPPEL ZONDER KLEP, BUITENDR.  
EMBOUT SANS CLAPET, FIL. MÂLE  
PLUG WITHOUT VALVE, MALE TH.



	D	SW	
G 1/4"	11 mm	14 mm	<b>22N-04MT</b>
G 3/8"	11 mm	17 mm	<b>22N-06MT</b>
G 1/2"	11 mm	22 mm	<b>22N-08MT</b>

### B22N-..RP

NIPPEL ZONDER KLEP, BINNENDR.  
EMBOUT SANS CLAPET, FIL. FEM.  
PLUG WITHOUT VALVE, FEMALE TH



	D	SW	
G 1/4"	11 mm	13 mm	<b>B22N-04RP</b>
G 3/8"	11 mm	17 mm	<b>B22N-06RP</b>

### B22N-H..

NIPPEL ZONDER KLEP, SLANGTULE  
EMB. SANS CLAPET, EMBOUT CAN.  
PLUG WITH. VALVE, HOSE BARB

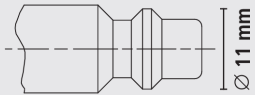


	D	
Ø 6 mm	27 mm	<b>B22N-H6</b>
Ø 8 mm	27 mm	<b>B22N-H8</b>
Ø 9 mm	27 mm	<b>B22N-H9</b>
Ø 10 mm	27 mm	<b>B22N-H10</b>

Max. Working Pressure	PN 35 bar
Temperature	-20°C to +100°C
Max. Flow Capacity	775 l/min
Type of valve	single shut-off
Operation	one-hand
Specification	
Interchange	Parker/Rectus - Series 14/22 Cejn 300 Orion 44510 ARO 210

# SERIE 24

ISO 6150B NW5.5



Max. Working Pressure	PN 35 bar
Temperature	-20°C to +100°C
Max. Flow Capacity	775 l/min
Type of valve	single shut-off
Operation	one-hand
Specification	ISO 6150 B US-MIL-Spec. C4149 Ind. Interchange 1/4"
Interchange	Parker/Rectus - Series 23/24 Cejn 310 Gromelle 600

## B24C-..MU

KOP.ENKEL SLUITEND, BUITENDR.  
RACC.SIMPLE ARRÊT, FIL. MÂLE  
COUP.SINGLE SHUT-OFF, MALE



	D	SW	
G 1/4"	27 mm	22 mm	<b>B24C-04MU</b>
G 3/8"	27 mm	22 mm	<b>B24C-06MU</b>
G 1/2"	27 mm	24 mm	<b>B24C-08MU</b>

## 24N-..MU

NIPPEL ZONDER KLEP, BUITENDR.  
EMBOUT SANS CLAPET, FIL. MÂLE  
PLUG WITHOUT VALVE, MALE TH.



	D	SW	
G 1/8"	11 mm	13 mm	<b>24N-02MT</b>
G 1/4"	11 mm	14 mm	<b>24N-04MT</b>
G 3/8"	11 mm	17 mm	<b>24N-06MT</b>
G 1/2"	11 mm	22 mm	

## B24C-..RP

KOP.ENKEL SLUITEND, BINNENDR.  
RACC.SIMPLE ARRÊT, FIL. FEM.  
COUP.SINGLE SHUT-OFF, FEMALE



	D	SW	
G 1/4"	27 mm	22 mm	<b>B24C-04RP</b>
G 3/8"	27 mm	22 mm	<b>B24C-06RP</b>
G 1/2"	27 mm	24 mm	<b>B24C-08RP</b>

## B24N-..RP

NIPPEL ZONDER KLEP, BINNENDR.  
EMBOUT SANS CLAPET, FIL. FEM.  
PLUG WITHOUT VALVE, FEMALE TH



	D	SW	
G 1/8"	11 mm	13 mm	<b>B24N-02RP</b>
G 1/4"	11 mm	17 mm	<b>B24N-04RP</b>
G 3/8"	11 mm	19 mm	<b>B24N-06RP</b>

## B24C-H..

KOPP.ENKEL SLUITEND, SLANGT.  
RACC. SIMPLE ARRÊT À EMBOUT  
COUP.SINGLE SHUT-OFF, HOSE B.



	D	
Ø 6 mm	27 mm	<b>B37C-H6</b>
Ø 8 mm	27 mm	<b>B37C-H8</b>
Ø 9 mm	27 mm	<b>B37C-H9</b>
Ø 13 mm	27 mm	<b>B37C-H13</b>

## B24C-H..

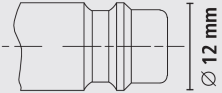
KOPP.ENKEL SLUITEND, SLANGT.  
RACC. SIMPLE ARRÊT À EMBOUT  
COUP.SINGLE SHUT-OFF, HOSE B.



	D	
Ø 6 mm	27 mm	<b>B37N-H6</b>
Ø 9 mm	27 mm	<b>B37N-H9</b>
Ø 9 mm	27 mm	<b>B37N-H13</b>

# SERIE 26S

## EUROPEAN NW7.2



Max. Working Pressure	PN 35 bar
Temperature	-20°C to +100°C
Max. Flow Capacity	1100 l/min
Type of valve	single (option: double/plain)
Operation	one-hand
Specification	
Interchange	Parker/Rectus - Series 25/26 Cejn 320

### B26SC-..MU

KOP.ENKEL SLUITEND, BUITENDR.  
RACC.SIMPLE ARRÊT, FIL. MÂLE  
COUP.SINGLE SHUT-OFF, MALE TH.



	D	SW		
G 1/8"	27 mm	22 mm		<b>B26SC-02MU</b>
G 1/4"	27 mm	22 mm		<b>B26SC-04MU</b>
G 3/8"	27 mm	22 mm		<b>B26SC-06MU</b>
G 1/2"	27 mm	24 mm		<b>B26SC-08MU</b>

### 26SN-..MT

NIPPEL ZONDER KLEP, BUITENDR.  
EMBOU SANS CLAPET, FIL. MÂLE  
PLUG WITHOUT VALVE, MALE TH.



	D	SW		
G 1/8"	12 mm	13 mm		<b>B26SN-02MT</b>
G 1/4"	12 mm	14 mm		<b>B26SN-04MT</b>
G 3/8"	12 mm	17 mm		<b>B26SN-06MT</b>
G 1/2"	12 mm	22 mm		<b>B26SN-08MT</b>

### B26SC-..RP

KOP.ENKEL SLUITEND, BINNENDR.  
RACC.SIMPLE ARRÊT, FIL. FEM.  
COUP.SINGLE SHUT-OFF, FEMALE



	D	SW		
G 1/8"	27 mm	22 mm		<b>B26SC-02RP</b>
G 1/4"	27 mm	22 mm		<b>B26SC-04RP</b>
G 3/8"	27 mm	22 mm		<b>B26SC-06RP</b>
G 1/2"	27 mm	24 mm		<b>B26SC-08RP</b>

### B26SN-..RP

NIPPEL ZONDER KLEP, BINNENDR.  
EMBOU SANS CLAPET, FIL. FEM.  
PLUG WITHOUT VALVE, FEMALE TH



	D	SW		
G 1/8"	12 mm	13 mm		<b>B26SN-02RP</b>
G 1/4"	12 mm	17 mm		<b>B26SN-04RP</b>
G 3/8"	12 mm	19 mm		<b>B26SN-06RP</b>
G 1/2"	12 mm	24 mm		<b>B26SN-08RP</b>

### B26SC-H..

KOPP.ENKEL SLUITEND, SLANGT.  
RACC. SIMPLE ARRÊT À EMBOU  
COUP.SINGLE SHUT-OFF, HOSE B.



	D		
Ø 6 mm	27 mm		<b>B26SC-H6</b>
Ø 8 mm	27 mm		<b>B26SC-H8</b>
Ø 9 mm	27 mm		<b>B26SC-H9</b>
Ø 10 mm	27 mm		<b>B26SC-H10</b>
Ø 13 mm	27 mm		<b>B26SC-H13</b>

### B26SN-H..

NIPPEL ZONDER KLEP, SLANGTULE  
EMB. SANS CLAPET, EMBOU CAN.  
PLUG WITH. VALVE, HOSE BARB



	D		
Ø 4 mm	12 mm		<b>B26SN-H4</b>
Ø 6 mm	12 mm		<b>B26SN-H6</b>
Ø 8 mm	12 mm		<b>B26SN-H8</b>
Ø 9 mm	12 mm		<b>B26SN-H9</b>
Ø 10 mm	12 mm		<b>B26SN-H10</b>
Ø 13 mm	12 mm		<b>B26SN-H13</b>